


Choices and Consequences


RECTIONS: Carefully cut two slits on the dotted lines (next to the abandoned building and the vacant lot). Now cut out the eight planning alternative strips. One at a time, insert them through the two slits so that the building on the strip becomes part of the block. Analyze how such a planning decision would affect the neighborhood. Consider appearance, jobs, transportation, schools, rodents, people of different age groups, city services (fire, water, sanitation), sunlight, trees, parks, plants, noise, pollution, people and automobile traffic, economics, recreation, use of street, etc. Think about how the people living on this block would feel about each alternative. Discuss and analyze each alternative moveable strip with your classmates.




CONCLUSION: On the blank space on the last planning strip, design what you would like to see in that space on the block. State why you selected it.

SHARING


Show this worksheet to your family. Ask them their opinions, and what they would do to the abandoned building and the vacant lot.




--- cut along dotted line ---



--- cut along dotted line ---



--- cut along dotted line ---






cut along dotted line



cut along dotted line



cut along dotted line

Create what You
would like to see
on the block in
this blank space →